



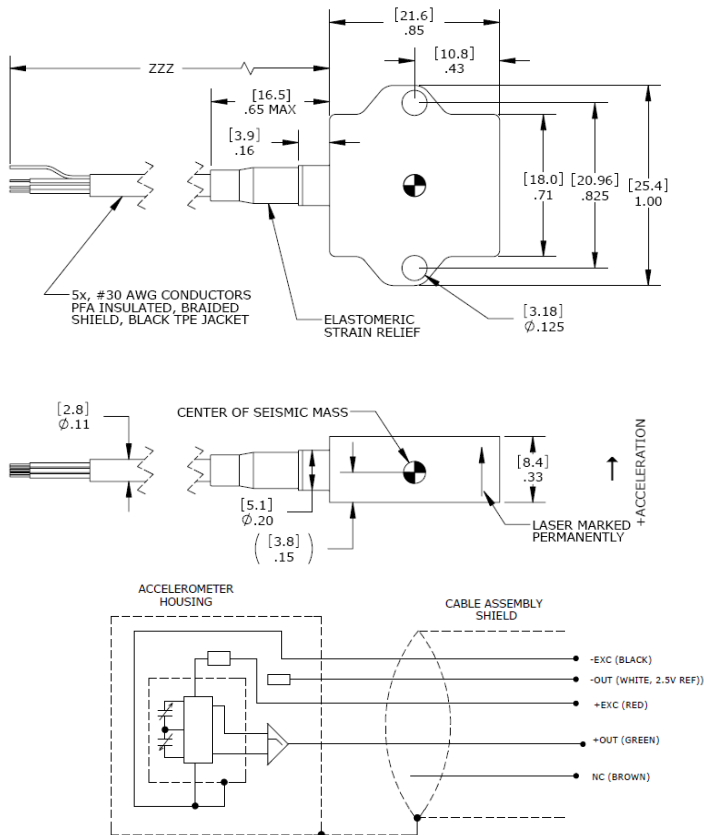
MODEL 4610 ACCELEROMETER

SPECIFICATIONS

- MEMS Accelerometer
- DC Response, Ultra-Stable
- Advanced Temp Compensation
- Signal Conditioned Output
- 5,000g Over-Range Protection

The Model 4610 is an ultra-stable MEMS accelerometer ideal for static and dynamic applications. The accelerometer offers integral temperature compensation with dynamic range from ± 2 to $\pm 200g$. The model 4610 incorporates a gas damped MEMS element with mechanical overload stops that provide shock protection to 5,000g. The accelerometer has an operating temperature range of $-55^{\circ}C$ to $+125^{\circ}C$.

DIMENSIONS



FEATURES

- $\pm 2g$ to $\pm 200g$ Dynamic Range
- 5000g Shock Protection
- $-55^{\circ}C$ to $+125^{\circ}C$ Operating Range
- 8 to 36Vdc Excitation Voltage
- Gas Damping, DC Response
- Integral Cable
- Temperature Compensated

APPLICATIONS

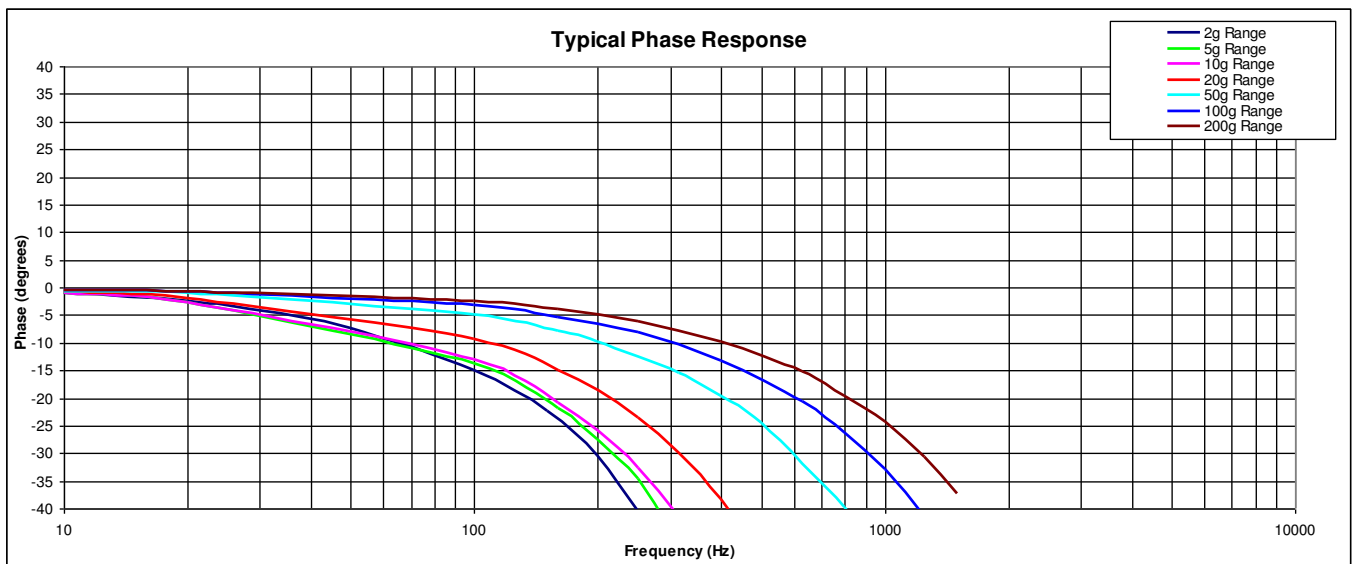
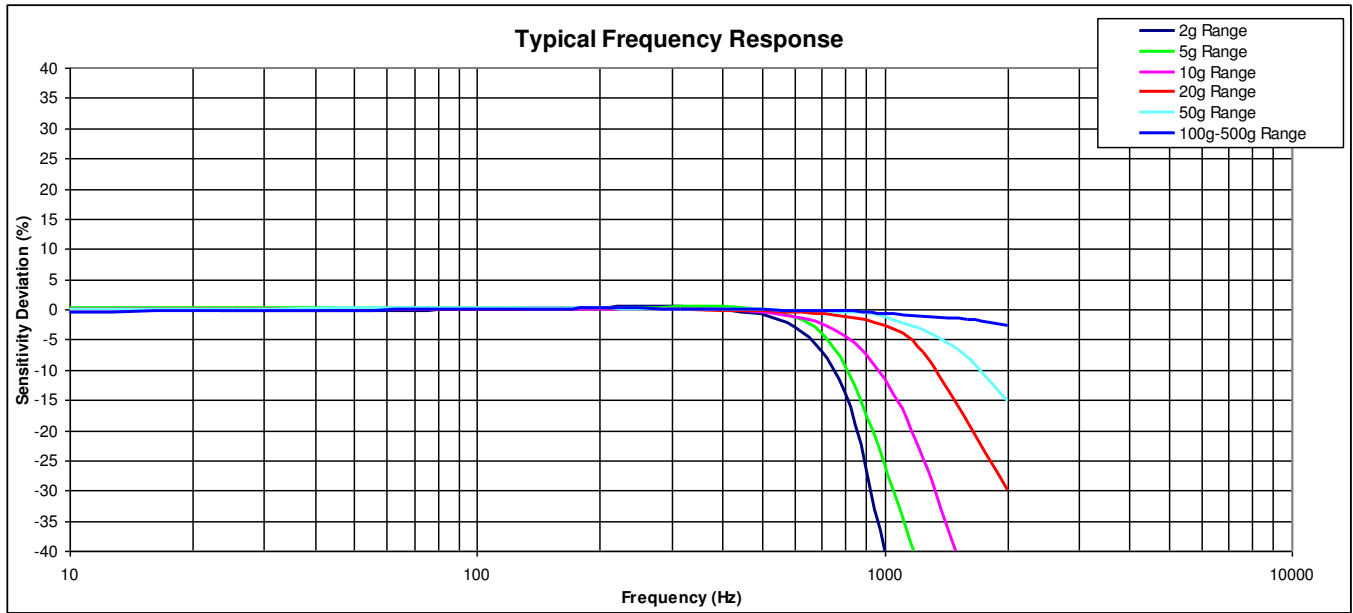
- Low Frequency Monitoring
- Transportation
- Test & Instrumentation
- Machine Control
- Road Vehicle Testing

PERFORMANCE SPECIFICATIONS

All values are typical at +24°C, 80Hz and 12Vdc excitation unless otherwise stated. Measurement Specialties reserves the right to update and change these specifications without notice.

Parameters									Notes
DYNAMIC									
Range (g)	±2	±5	±10	±20	±50	±100	±200		
Sensitivity (mV/g)	1000	400	200	100	40	20	10		
Frequency Response (Hz)	0-250	0-700	0-1000	0-1000	0-1000	0-1000	0-1000		±5% ¹
Natural Frequency (Hz)	700	800	1000	1500	4000	6000	8000		
Non-Linearity (%FSO)	±0.5	±0.5	±0.5	±0.5	±0.5	±0.5	±0.5		
Transverse Sensitivity (%)	<3	<3	<3	<3	<3	<3	<3		<1 Typical
Damping Ratio	0.7	0.7	0.7	0.7	0.7	0.7	0.7		
Shock Limit (g)	5000	5000	5000	5000	5000	5000	5000		
Residual Noise (µV RMS)	600	750	800	1200	800	800	800		Passband
Spectral Noise (µg/√Hz)	38	71	126	379	632	1265	2530		Passband
ELECTRICAL									
Zero Acceleration Output (mV)	±50								Differential
Excitation Voltage (Vdc)	8 to 36								
Excitation Current (mA)	<5								
Bias Voltage (Vdc)	2.5								
Output Resistance (Ω)	<100								
Full Scale Output Voltage (V)	±2								
Insulation Resistance (MΩ)	>100								@100Vdc
Turn On Time (msec)	<100								
Ground Isolation	Isolated from Mounting Surface								
ENVIRONMENTAL									
Thermal Zero Shift (%FSO/°C)	±0.004								Typical
Thermal Sensitivity Shift (%/°C)	±0.010								Typical
Operating Temperature (°C)	-55 to 125								
Storage Temperature (°C)	-55 to 125								
Housing (Active Element & Electronics)	Hermetic Solder Seal								
Humidity (Housing)	Epoxy Seal, IP65								
PHYSICAL									
Case Material	Anodized Aluminum								
Cable	5x #30 AWG Conductors PFA Insulated Leads, Braided Shield, TPE Jacket								
Weight (grams)	6 (cable not included)								
Mounting	2x #4 or M3 Screws								
Mounting Torque	6 lb-in (0.7 N-m)								
Calibration supplied:	CS-FREQ-0100	NIST Traceable Amplitude Calibration from 20Hz to ±5% Frequency Response Limit ¹							
Supplied accessories:	AC-A02285	2x #4-40 (7/16 length) Socket Head Cap Screw and Washer							
Optional accessories:	AC-D02669 121	Triaxial Mounting Block 3-Channel Precision Low Noise DC Amplifier							

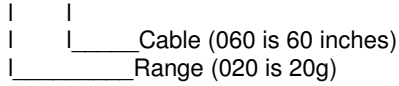
The information in this sheet has been carefully reviewed and is believed to be accurate; however, no responsibility is assumed for inaccuracies. Furthermore, this information does not convey to the purchaser of such devices any license under the patent rights to the manufacturer. Measurement Specialties, Inc. reserves the right to make changes without further notice to any product herein. Measurement Specialties, Inc. makes no warranty, representation or guarantee regarding the suitability of its product for any particular purpose, nor does Measurement Specialties, Inc. assume any liability arising out of the application or use of any product or circuit and specifically disclaims any and all liability, including without limitation consequential or incidental damages. Typical parameters can and do vary in different applications. All operating parameters must be validated for each customer application by customer's technical experts. Measurement Specialties, Inc. does not convey any license under its patent rights nor the rights of others.



ORDERING INFORMATION

PART NUMBERING Model Number+Range+Cable Length

4610-GGG-ZZZ-C



Example: 4610-020-060-C
 Model 4610, 20g, 60" (5ft) Cable

NORTH AMERICA

Measurement Specialties, Inc.,
a TE Connectivity Company
1000 Lucas Way
Hampton, VA 23666
Sales and Customer Service
Tel: +1-800-745-8008 or
+1-757-766-1500
Fax: +1-757-766-4297
t&m@meas-spec.com

EUROPE

MEAS France SAS
a TE Connectivity Company
26 Rue des Dames
F78340 Les Clayes-sous-Bois
France
Sales and Customer Service
Tel: +33 (0) 1 79 33 00
Fax: +33(0)1 34 81 03 59
t&m@meas-spec.com

ASIA

Measurement Specialties (China), Ltd.,
a TE Connectivity Company
No. 26 Langshan Road
Shenzhen High-Tech Park (North)
Nanshan District, Shenzhen 518057
China
Sales and Customer Service
Tel: +86 755 3330 5088
Fax: +86 755 3330 5099
t&m@meas-spec.com

TE.com/sensorsolutions

Measurement Specialties, Inc., a TE Connectivity company.

Measurement Specialties, TE Connectivity, TE Connectivity (logo) and EVERY CONNECTION COUNTS are trademarks. All other logos, products and/or company names referred to herein might be trademarks of their respective owners.

The information given herein, including drawings, illustrations and schematics which are intended for illustration purposes only, is believed to be reliable. However, TE Connectivity makes no warranties as to its accuracy or completeness and disclaims any liability in connection with its use. TE Connectivity's obligations shall only be as set forth in TE Connectivity's Standard Terms and Conditions of Sale for this product and in no case will TE Connectivity be liable for any incidental, indirect or consequential damages arising out of the sale, resale, use or misuse of the product. Users of TE Connectivity products should make their own evaluation to determine the suitability of each such product for the specific application.

© 2015 TE Connectivity Ltd. family of companies All Rights Reserved.