

FEATURES

- Stainless Steel Diaphragm
- High Level Output Available
- High temperature range up to 150°C

APPLICATIONS

- General Industries
- Regulation measurement
- Hydraulic Pressures
- Harsh environment

P101

Pressure transducer

SPECIFICATIONS

- Ranges from 10 to 1000 bars
- Gage pressure reference
- Several available options
- Harsh environment

The **P101** is a pressure transducer designed to measure pressure under a wide variety of conditions, including hostile environments and temperatures up to 150 °C.

Its stainless steel body and sealing options render the **P101** ideal for use in chemically aggressive environments, such as Skydrol® aviation hydraulic fluid.

The sensing element is fitted with a temperature compensated Wheatstone bridge equipped with thin strain gauges. The **P101-A1/A2** Series include a high level output.

On request, Instruction documents can be provided to ease the selection and use of our sensors and provide helpful tips.

STANDARD RANGES

Range in bar (FS)	10	20	50	100	200	350	500	1k
--------------------------	----	----	----	-----	-----	-----	-----	----

PERFORMANCE SPECIFICATIONS (typical values at temperature 23±3°C)

Parameters	
Operating Temperature Range (OTR)	-20 to 80° C [-4 to 176° F] (-20 to 150° C optional)
Compensated Temperature Range (CTR)	0 to 50° C [32 to 122° F]
Thermal Zero Shift in CTR	<2% / 50° C [100° F]
Thermal Sensitivity Shift in CTR	<2% / 50 °C [100° F]
Range (F.S.)	See standard ranges table (G = Gauge type only)
Over-Range	
Without Damage	1.5 x F.S
Without Destruction	3 x F.S.
Accuracy	
Combined Non-Linearity & Hysteresis	≤±0.3% F.S.

Electrical Characteristics

Model	P101	P101-A1	P101-A2
Supply Voltage	10 Vdc	10 - 30Vdc	±15Vdc (±12 to ±18Vdc)
Sensitivity for 10 bar model ⁴	1 mV/V	4V ±0.2V	5V ±0.2V
Sensitivity for ≥20 bar model ⁴	2 mV/V	4V ±0.2V	5V ±0.2V
Zero Offset	<± 5% F.S.	0.5V ±0.2V	0 V ±0.2V
Input Impedance/Consumption	350 Ω	<50mA	<50mA
Output Impedance	350 Ω	1 kΩ ⁵	1 kΩ ⁵
Insulation under 50Vdc	≥100 MΩ	≥100 MΩ	≥100 MΩ

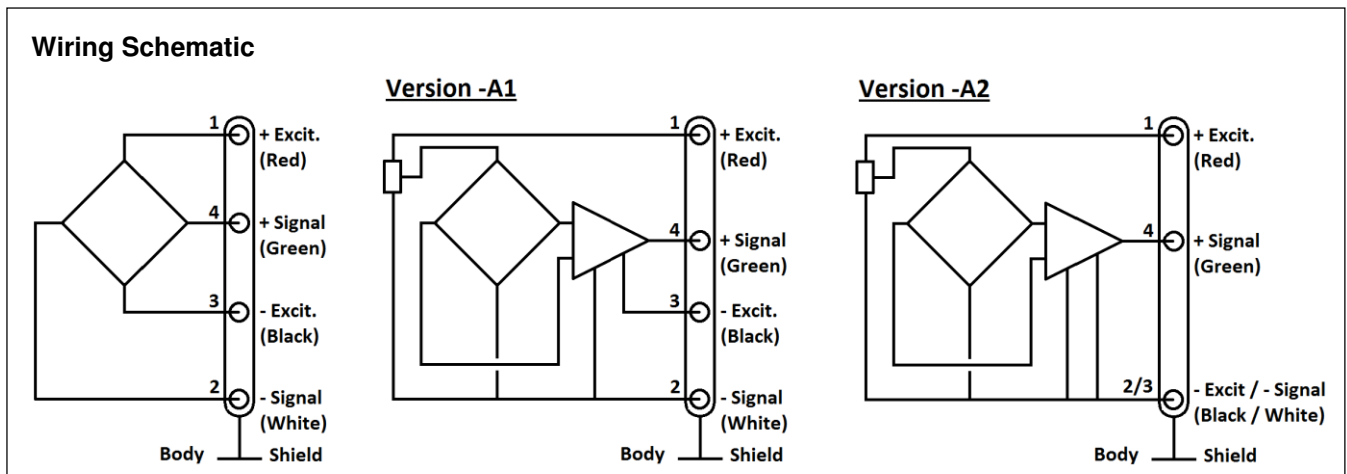
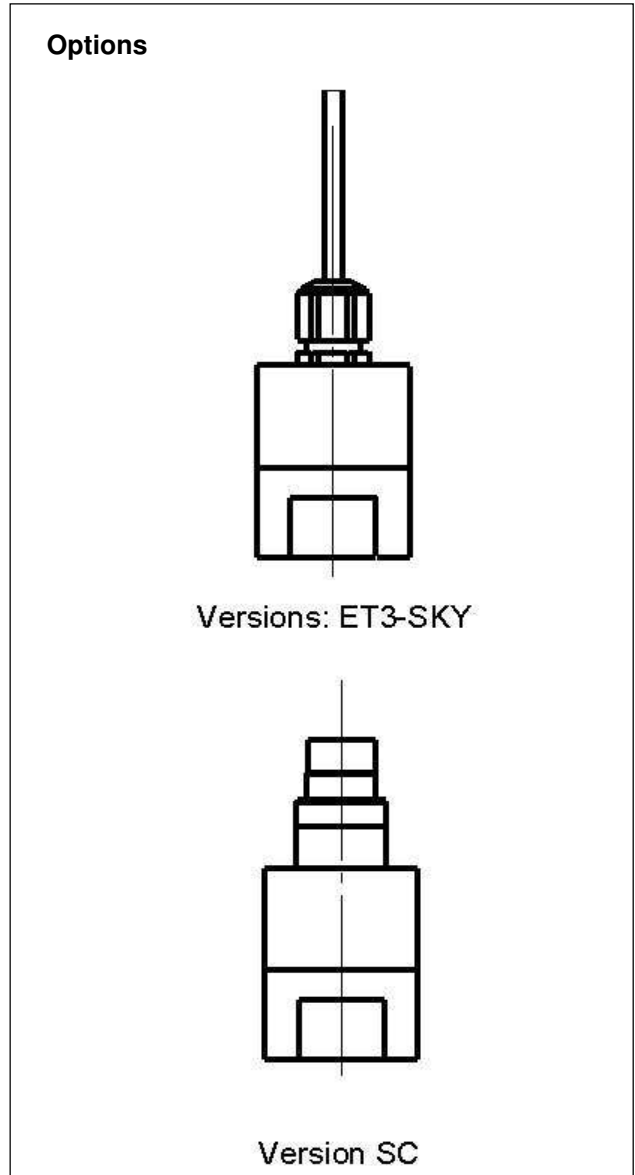
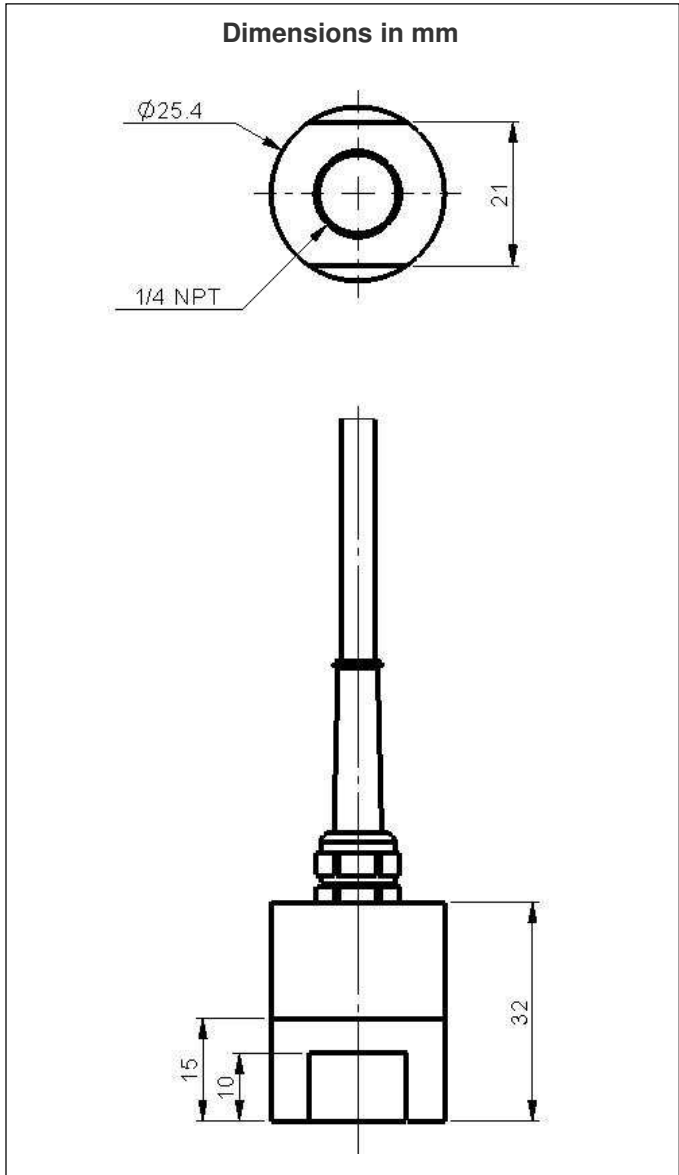
Notes

1. Electrical Termination: Cable gland Termination, 2m [6.6ft] cable standard length
2. Material: Stainless steel diaphragm, body in aluminum
3. Weight: <300g [0.66lb] without cable
4. Standard output signal, custom outputs available on request
5. Output impedance standard, available <100Ω on request.
6. CE conformance according to EN 61010-1, EN 50081-1, EN 50082-1

P101

Pressure Transducer

DIMENSION & WIRING SCHEMATIC (METRIC ONLY)



P101

Pressure Transducer

OPTIONS

HA	: Accuracy (CNL&H) $\leq \pm 0.15\%$ F.S.
SI	: Sensitivity shift 0.5 % / 50° C
ZI	: Zero shift $\leq 0.5\%$ / 50° C
ET1	: CTR -20 to 100° C [-4 to 212° F]
ET7	: CTR -20 to 120° C [-4 to 248° F] OTR=CTR
SC	: Connector output
SKY	: Skydrol protection
L00M	: special cable length, replace "00" with total length in meters

ORDERING INFORMATION

P101	-	A1	-	20B	G	-	/SKY/L4M
Modèle	-	Electrical interface	-	Etendue de mesure	Pression de référence	-	/Options
FP110	-	(empty) = bridge mV/V A1 = 0.5 to 4.5V A2 = 0-5V	-	10B 20B 50B 100B 200B 350B 500B 1KB	G = Gage	-	/HA /SI /ZI /ET1 /ET7 /SKY /L00M

SUPPLIED ACCESSOIRES (ONLY WITH SC OPTION)

EFMX-4M : mating plug Jaeger 530-801-006 with clamp 530-841-006 standard with SC option
EFMX-4H : mating plug Jaeger 530-804-006 with clamp 530-844-006 for ET1, ET2 or ET3 & SC options

NORTH AMERICA

Measurement Specialties, Inc.,
a TE Connectivity Company
Vibration Design Center
32 Journey - Suite 150
Aliso Viejo, CA 92656
United States USA
Tel: 1-949-716-0877
Fax: 1-949-916-5677
t&m@meas-spec.com

EUROPE

Measurement Specialties (Europe), Ltd.,
a TE Connectivity Company
26 Rue des Dames
78340 Les Clayes-sous-Bois, France
Tel: +33 (0) 130 79 33 00
Fax: +33 (0) 134 81 03 59
cs.lcsb@meas-spec.com

ASIA

Measurement Specialties (China), Ltd.,
a TE Connectivity Company
No. 26 Langshan Road
Shenzhen High-Tech Park (North)
Nanshan District, Shenzhen 518057
China
Tel: +86 755 3330 5088
Fax: +86 755 3330 5099
Sales: pfg.cs.asia@meas-spec.com

TE.com/sensorsolutions

Measurement Specialties, Inc., a TE Connectivity company.

Measurement Specialties, TE Connectivity, TE Connectivity (logo) and EVERY CONNECTION COUNTS are trademarks. All other logos, products and/or company names referred to herein might be trademarks of their respective owners.

The information given herein, including drawings, illustrations and schematics which are intended for illustration purposes only, is believed to be reliable. However, TE Connectivity makes no warranties as to its accuracy or completeness and disclaims any liability in connection with its use. TE Connectivity's obligations shall only be as set forth in TE Connectivity's Standard Terms and Conditions of Sale for this product and in no case will TE Connectivity be liable for any incidental, indirect or consequential damages arising out of the sale, resale, use or misuse of the product. Users of TE Connectivity products should make their own evaluation to determine the suitability of each such product for the specific application.

© 2015 TE Connectivity Ltd. family of companies All Rights Reserved.