



✓RoHS

## 86

### Vacuum Gage (Compensated)

#### SPECIFICATIONS

- 316L SS Pressure Sensor
- Small Profile
- 0 - 100mV Output
- Vacuum Gage
- Temperature Compensated

The 86 vacuum gage is a small profile, media compatible, piezoresistive silicon pressure sensor packaged in a 316L stainless steel housing. The 86 vacuum gage is designed for o-ring mounting and OEM applications where compatibility with corrosive media is required.

The sensing package utilizes silicon oil to transfer pressure from the 316L stainless steel diaphragm to the sensing element. A ceramic substrate is attached to the package that contains laser-trimmed resistors for temperature compensation and offset correction. An additional laser trimmed resistor is included which can be used to adjust an external differential amplifier and provide span interchangeability to within  $\pm 1\%$ .

Please refer to the 86 uncompensated, compensated and constant voltage datasheets for more information on different features of the 86.

## FEATURES

- O-Ring Mount
- -40°C to +125°C Operating Temperature Range
- Up to  $\pm 0.1\%$  Pressure Non Linearity
- 1.0% Interchangeable Span (provided by gain set resistor)
- Solid State Reliability

## APPLICATIONS

- Medical Instruments
- Process Control
- Fresh & Waste Water Measurements
- Partial Vacuum Gas Measurement
- Pressure Transmitters
- Tank Level Systems (RV & Industrial)

## STANDARD RANGES

Range	psiv
0 to 15	•
0 to 30	•
0 to 50	•
0 to 100	•
0 to 300	•
0 to 500	•

## PERFORMANCE SPECIFICATIONS

Supply Current: 1.5mA

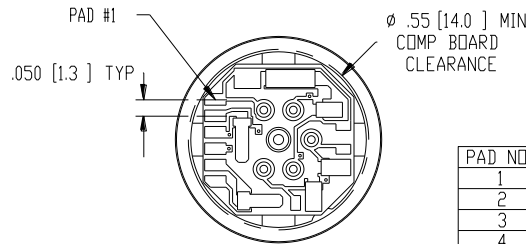
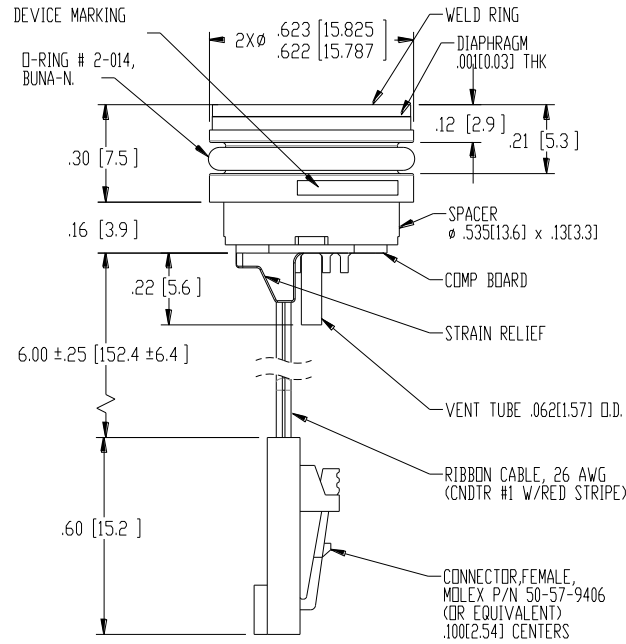
Ambient Temperature: 25°C (unless otherwise specified)

PARAMETERS	MIN	TYP	MAX	UNITS	NOTES
Span	75	100	150	mV	1
Zero Pressure Output	-1.0	0	1.0	mV	2
Pressure Non Linearity	-0.20		0.20	%Span	3
Pressure Hysteresis	-0.05	±0.02	0.05	%Span	
Repeatability		±0.02		%Span	
Input Resistance	2000	3500	5800	Ω	
Output Resistance	4000		6000	Ω	
Temperature Error – Span	-1.0		1.0	%Span	4
Temperature Error – Offset	-1.0		1.0	%Span	4
Thermal Hysteresis – Span	-0.25	±0.05	0.25	%Span	4
Thermal Hysteresis – Offset	-0.25	±0.05	0.25	%Span	4
Long Term Stability – Span		±0.10		%Span/year	
Long Term Stability – Offset		±0.10		%Span/year	
Supply Current	0.5	1.5	2.0	mA	5
Output Load Resistance	5			MΩ	6
Insulation Resistance (50Vdc)	50			MΩ	7
Output Noise (10Hz to 1KHz)		1.0		uV p-p	
Response Time (10% to 90%)		0.1		ms	
Pressure Overload			3X	Rated	
Pressure Burst			4X	Rated	8
Compensated Temperature	-20		+85	°C	
Operating Temperature	-40		+125	°C	9
Storage Temperature	-50		+125	°C	9
Media – Pressure Port	Liquids and Gases compatible with 316L Stainless Steel				

## Notes

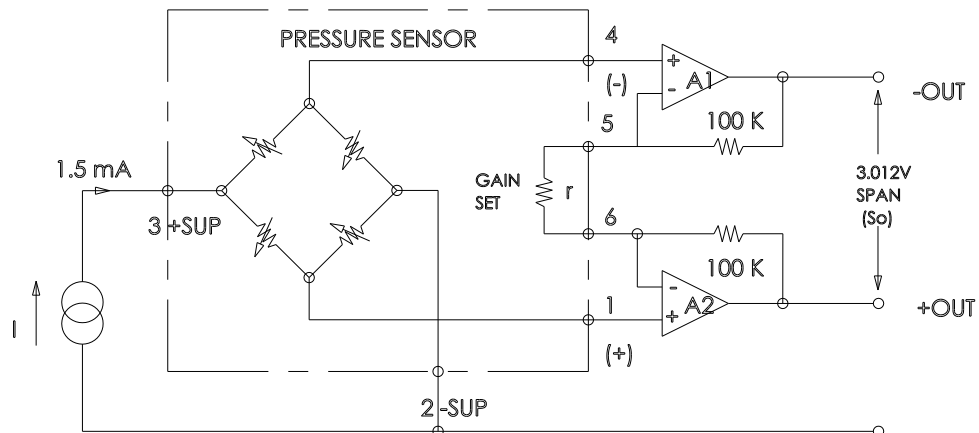
1. For amplified output circuits, 3.012V ±1% interchangeability with gain set resistor. See application schematic.
2. Measured at ambient for vacuum gage (V).
3. Best fit straight line. For pressure range 15 - 100psi, PNL is ±0.1% Span.
4. Over the compensated temperature range with respect to 25°C.
5. Guarantees output/input ratiometricity.
6. Load resistance to reduce measurement errors due to output loading.
7. Between case and sensing element.
8. The maximum pressure that can be applied to a transducer without rupture of either the sensing element or transducer.
9. Maximum temperature range for product with standard cable and connector is -20°C to +105°C.

DIMENSIONS



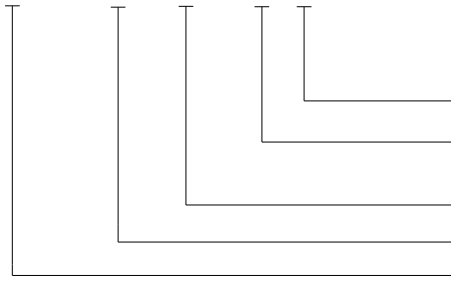
PAD NO	FUNCTION
1	+OUT
2	-EX
3	+EX
4	-OUT
5	GAIN
6	

APPLICATION SCHEMATIC



## ORDERING INFORMATION

86 - 015 V - C T



Vent (T = Tube, Blank = No Tube)

Electrical (C = Ribbon Cable with Connector,  
R = Ribbon Cable, P = Solder Pads)

Type (V = Vacuum Gage)

Pressure Range

Model

**NORTH AMERICA**

Measurement Specialties, Inc.,  
a TE Connectivity Company  
45738 Northport Loop West  
Fremont, CA 94538  
Tel: +1 800 767 1888  
Fax: +1 510 498 1578  
e-mail: pfg.cs.amer@meas-spec.com  
Website: www.meas-spec.com

**EUROPE**

Measurement Specialties (Europe), Ltd.,  
a TE Connectivity Company  
26 Rue des Dames  
78340 Les Clayes-sous-Bois, France  
Tel: +33 (0) 130 79 33 00  
Fax: +33 (0) 134 81 03 59  
Sales: pfg.cs.emea@meas-spec.com

**ASIA**

Measurement Specialties (China), Ltd.,  
a TE Connectivity Company  
No. 26 Langshan Road  
Shenzhen High-Tech Park (North)  
Nanshan District, Shenzhen, 518057  
China  
Tel: +86 755 3330 5088  
Fax: +86 755 3330 5099  
e-mail: pfg.cs.asia@meas-spec.com  
Website: www.meas-spec.com

**TE.com/sensorsolutions**

Measurement Specialties, Inc., a TE Connectivity company.

Measurement Specialties, TE Connectivity, TE Connectivity (logo) and EVERY CONNECTION COUNTS are trademarks. All other logos, products and/or company names referred to herein might be trademarks of their respective owners.

The information given herein, including drawings, illustrations and schematics which are intended for illustration purposes only, is believed to be reliable. However, TE Connectivity makes no warranties as to its accuracy or completeness and disclaims any liability in connection with its use. TE Connectivity's obligations shall only be as set forth in TE Connectivity's Standard Terms and Conditions of Sale for this product and in no case will TE Connectivity be liable for any incidental, indirect or consequential damages arising out of the sale, resale, use or misuse of the product. Users of TE Connectivity products should make their own evaluation to determine the suitability of each such product for the specific application.

© 2015 TE Connectivity Ltd. family of companies All Rights Reserved.