

FEATURES

- Wide range of temperature compensated
- Optional IP rating improvement
- Heavy duty
- High stiffness

APPLICATIONS

- Dynamic strain cylinder regulation
- Miniature press-fit device
- Fatigue test benches
- Robotics regulation
- Heat room environment

XFTC322

Miniature Load Cell

SPECIFICATIONS

- Range from 0-5kN to 0-10kN [0-1 klbf to 2 klbf]
- Tension and/or Compression
- High Temperature Range : -55 to 175 ° C
[-67 to 347 ° F]

The **XFTC322** series has been specifically developed to measure tension and/or compression in static and dynamic applications.

Fitted with metallic strain gages in a Wheatstone bridge circuit, the **XFTC322** has the capacity of measuring heavy loads of up to 10 kN [2 klbf], while providing excellent temperature stability.

With two threaded M10 studs, the **XFTC322** is easily installed in industrial or OEM applications. A strain relief spring strengthens the cable output.

With many years of experience as a designer and manufacturer of sensors TE CONNECTIVITY often works with customers to design or customize sensors for specific uses and testing environments.

On request, Instruction documents can be provided to ease the selection and use of our sensors and provide helpful tips.

STANDARD RANGES

Ranges in N (FS)	5k	10k
Ranges in lbf	1k	2k
Stiffness in N/m	2x10 ⁹	4x10 ⁹
Stiffness in lbf/ft	1.4x10 ⁸	2.7x10 ⁸
Material	Stainless Steel	Stainless Steel

PERFORMANCE SPECIFICATIONS (typical values at temperature 20±1°C)

PARAMETERS		
Operating Temperature Range (OTR)	Without electronic	-55 to 175° C [-67 to 347° F]
	With A1 option	-55 to 125° C [-67 to 257° F]
Compensated Temperature Range (CTR)	Without electronic	0 to 150° C [32 to 302° F]
	With A1 option	0 to 100° C [32 to 212° F]
Thermal Zero Shift in CTR	<1% F.S. / 50° C [/100° F]	
Thermal Sensitivity Shift in CTR	<1% of reading / 50° C [/100° F]	
Range (F.S.)	0-5kN to 0-10kN [0-1klbf to 0-2 klbf]	
Over-Range		
Without Damage	1.5 x F.S.	
Without Destruction	3 x F.S.	
Accuracy		
Linearity	≤±0.5%F.S.	
Hysteresis	≤±0.5% F.S.	

Temperature restriction notes

Sensors integrating an **A1** amplifier have their OTR limited from -40°C to 85°C [-40°F to 185°F] max. due to internal components.

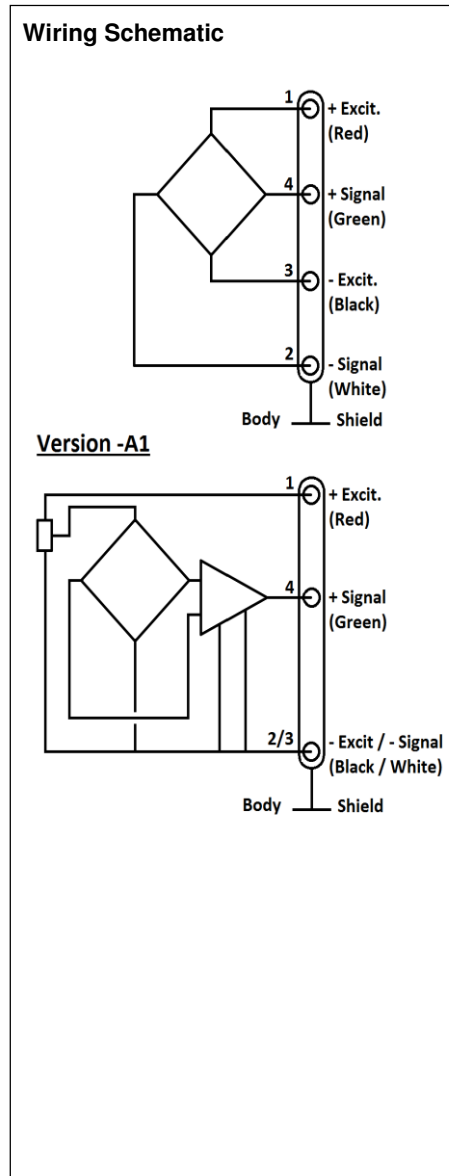
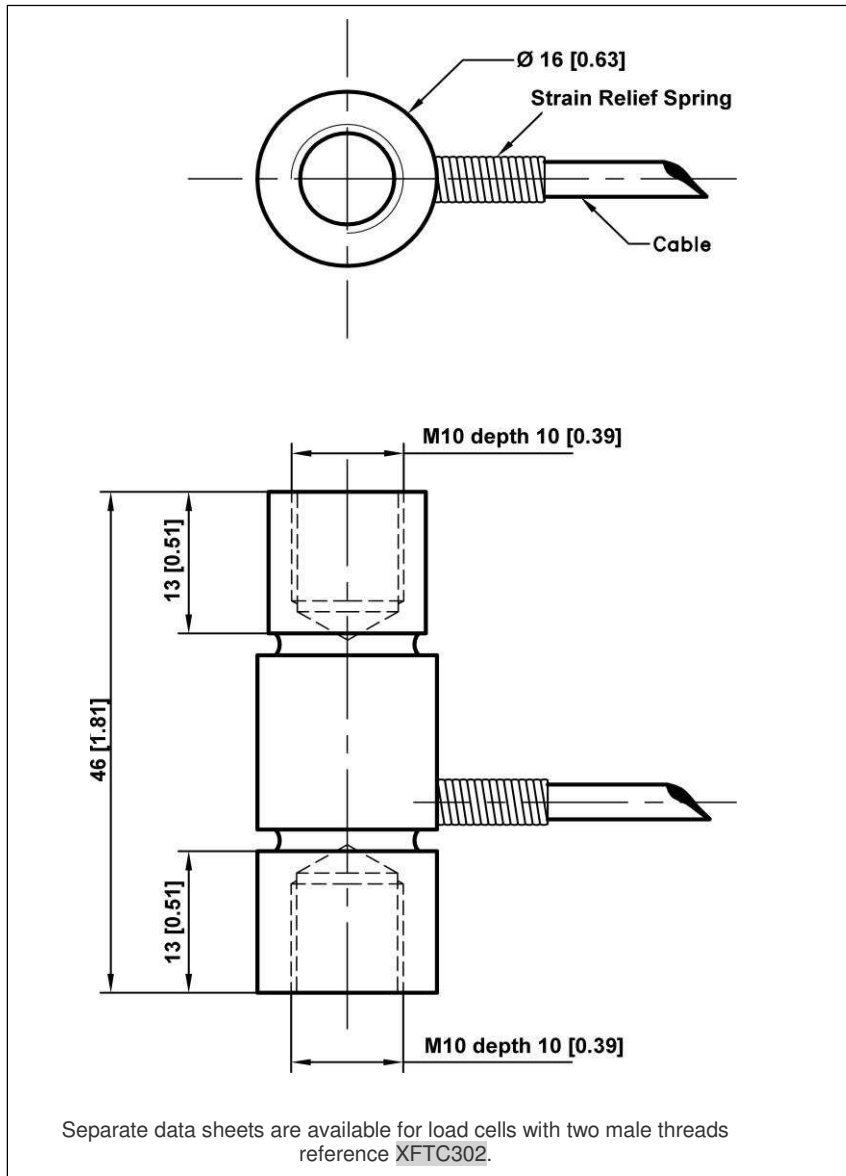
Electrical Characteristics

Model	XFTC322	XFTC322-A1
Supply Voltage	10Vdc	10 – 30Vdc
Sensitivity "FSO" ⁴	±1mV/V	±2V ±0.2V
Zero Offset ⁴	<±5% F.S.	2.5V ±0.2V
Input Impedance/Consumption	700Ω	<30mA
Output Impedance	350Ω	<1 kΩ ⁵
Insulation under 50Vdc	≥1000MΩ	≥100MΩ

Notes

1. Shielded cable with 4 wires (AWG28), standard length 2 m [6.5 ft] with strain relief spring
2. Material: Body in stainless steel ; Two female threaded studs M10 or [3/8-24 UNF] (metric thread is standard)
3. Protection Index: IP50 (other levels available on request)
4. Standard output signal, custom outputs available on request
5. Output impedance standard, available <100Ω on request.
6. CE compliance according to EN 61010-1, EN 50081-1, EN 50082-1

DIMENSIONS & WIRING SCHEMATIC (IN METRIC AND IMPERIAL)



Dimensions in mm [inch]

Range in N [in lbf]	5k [1k]	10k [2k]
Material	Stainless Steel	Stainless Steel
Stiffness in N/m	2×10^9	4×10^9
Stiffness in lbf/ft	1.4×10^8	2.7×10^8

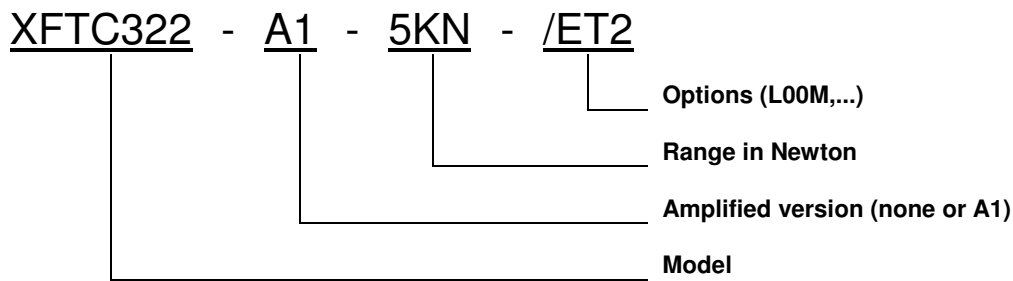
XFTC322

Miniature Load Cell

OPTIONS

A1	: Tension output with unipolar power supply
ET2	: CTR -40 to 120° C [-40 to 248° F] (not compatible with A1 option)
ET4	: CTR -40 to 175° C [-40 to 347° F] (not compatible with A1 option)
HA	: Accuracy (CNL&H) $\leq \pm 0.5\%$ F.S.
TS	: Tolerance on F.S. output $\leq \pm 2\%$ F.S. (only for A1 option)
L00M	: special cable length, replace "00" with total length in meters

ORDERING INFO



NORTH AMERICA

Measurement Specialties, Inc.,
a TE Connectivity Company
Vibration Design Center
32 Journey - Suite 150
Aliso Viejo, CA 92656
United States USA
Tel: 1-949-716-0877
Fax: 1-949-916-5677
t&m@meas-spec.com

EUROPE

Measurement Specialties (Europe), Ltd.,
a TE Connectivity Company
26 Rue des Dames
78340 Les Clayes-Sous-Bois, France
Tel: +33 (0) 130 79 33 00
Fax: +33 (0) 134 81 03 59
cs.lcsb@meas-spec.com

ASIA

Measurement Specialties (China), Ltd.,
a TE Connectivity Company
No. 26 Langshan Road
Shenzhen High-Tech Park (North)
Nanshan District, Shenzhen 518057
China
Phone: +86-755-33305088
Fax: +86-755-33305099
pfg.cs.asia@meas-spec.com

TE.com/sensorsolutions

Measurement Specialties, Inc., a TE Connectivity company.

Measurement Specialties, TE Connectivity, TE Connectivity (logo) and EVERY CONNECTION COUNTS are trademarks. All other logos, products and/or company names referred to herein might be trademarks of their respective owners.

The information given herein, including drawings, illustrations and schematics which are intended for illustration purposes only, is believed to be reliable. However, TE Connectivity makes no warranties as to its accuracy or completeness and disclaims any liability in connection with its use. TE Connectivity's obligations shall only be as set forth in TE Connectivity's Standard Terms and Conditions of Sale for this product and in no case will TE Connectivity be liable for any incidental, indirect or consequential damages arising out of the sale, resale, use or misuse of the product. Users of TE Connectivity products should make their own evaluation to determine the suitability of each such product for the specific application.

© 2015 TE Connectivity Ltd. family of companies All Rights Reserved.