



EPL

SPECIFICATIONS

- **Miniature surface mount**
- **Stainless steel diaphragm**
- **Easy mounting**

The EPL is a surface mount pressure sensor with a stainless steel diaphragm. Available in ranges from 5 to 1000 psi (0.35 to 70 bar), EPL is easy to install on flat surfaces using elastomer or epoxy. Various compensated temperature ranges are available from -40°C up to 90°C.

FEATURES

- Ranges 0-5 to 1,000 psi (0-0.35 to 70 bar)
- Resonant frequency 40 to 350 KHz
- CE approved

APPLICATIONS

- Chemical processing
- Automotive test benches
- General test lab measurements

STANDARD RANGES

Pressure ranges		Pressure Reference			Pressure Limit	Resonant Frequency ⁽¹⁾ (nom.)	Output "FSO" (nom.)	CNL&H (%FSO)	Thermal Zero Shift "TZS" (/50°C)
(BAR)	(PSI)	gage (type1)	sealed (type2)	abs. (type3)					
0.35	5	•	•	•	10 x FS	B0 = 60 KHz D1 = 40 KHz	10 mV 25 mV	± 1%	± 1mV
0.7	10	•	•	•	5 x FS	B0 = 60KHz D1 = 40 KHz	20 mV 50 mV	± 1%	± 1mV
1.5	25	•	•	•	3 x FS	B0 = 60 KHz D1 = 40KHz	50 mV 75 mV	± 1%	± 1mV
3.5	50	•	•	•	2 x FS	60 KHz	100 mV	± 1%	± 1.5 % FSO
7	100	•	•	•	2 x FS	65 KHz	125 mV	± 0.5 %	± 1.5 % FSO
15	250	•	•	•	2 x FS	85 KHz	125 mV	± 0.5 %	± 1.5 % FSO
35	500	•	•	•	2 x FS	120 KHz	125 mV	± 0.5 %	± 1.5 % FSO
70	1K		•	•	2 x FS	170 KHz	125 mV	± 0.5 %	± 1.5 % FSO

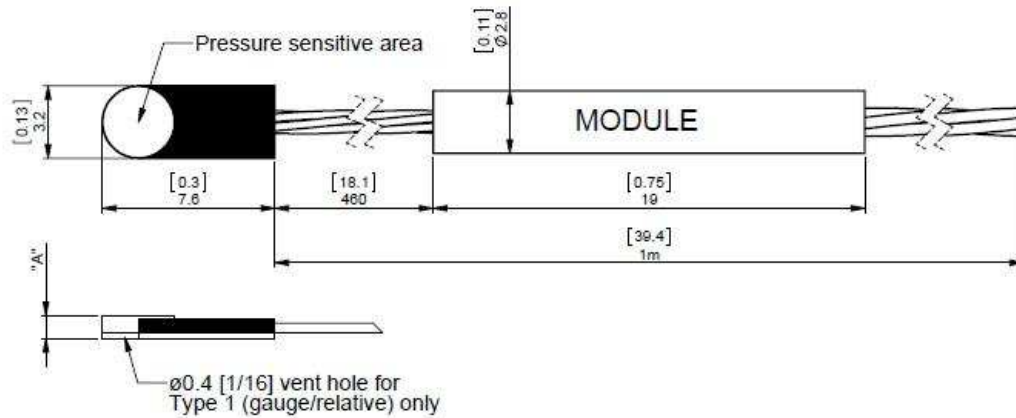
Note 1: useful frequency is 20% of Resonant Frequency

PERFORMANCE SPECIFICATIONS

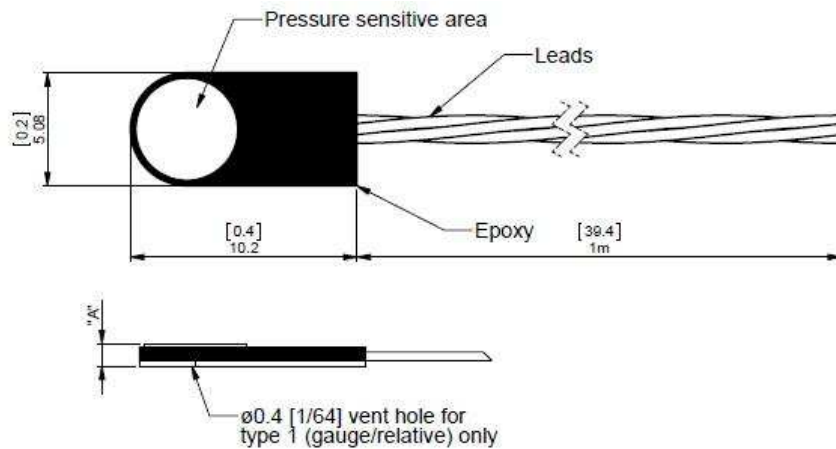
PARAMETERS	VALUES	NOTES
Supply Voltage	10 VDC	See option table for other Voltages
Input Resistance	1200Ω □ nom.	
Output Resistance	350Ω □ nom.	
Non-Repeatability	± 0.25 % FSO	
Thermal Sensivity Shift "TSS"	±2%/50°C	
Operating Temperature	-40°C to 120°C	
Compensated temperature	20°C to 80°C	See option table for other Temperatures
Zero Offset at 23°C	± 10 mV	
CE conformance according to	EN 61010-1, EN 50081-1, EN 50082-1	

DIMENSIONS

EPL-B0



EPL-D1

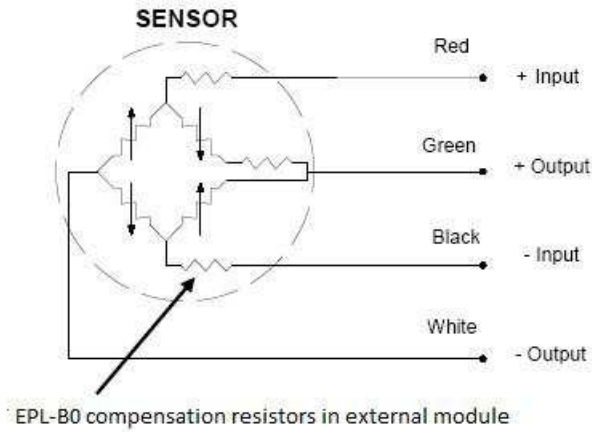


Note : EPL-D1 is internally compensated (no external module)

Dim : mm (inches)

FS	Dim. "A"
0.35 to 35 bar (5 to 500 psi)	1.02 mm (.04")
70 bar (1k psi)	1.65 mm (.065")

CONNECTIONS



OPTIONS AND ACCESSORIES

OPTIONS	CODES	DESCRIPTIONS
Compensated Temperature Ranges	Z0	-40°C to 20°C
	Z1	-20°C to 40°C
	Z2	0°C to 60°C
	Z4	40°C to 90°C
	Z*	Non-standard, contact MEAS
Supply Voltage	V00	Replace "00" with Voltage between 1 and 10. If less than 10, Sensitivity FSO will decrease accordingly
	V*	Non-standard Excitation with standard FSO and non-standard TSS, contact MEAS
Special Cable Length	L00F	Replace "00" with total length in feet
	L00M	Replace "00" with total length in meters
Special Module Location For EPL-B0	M00F	Replace "00" with distance between sensor and module in feet.
	M00M	Replace "00" with distance between sensor and module in meters.
Connector Wired to Leads or Cable	C	Microtech type male or equivalent (w/o mate)
	R	RJ Telephone type male (w/o mate)

ORDERING INFORMATION

Model	-	Body	Pres. Ref.	-	Range & Unit		-	/Options
EPL	-	B0 D1	1 = Gauge 2 = Sealed 3 = Absolute	-	0.35B 0.7B 1.5B 3.5B 7B 15B 35B 70B	5P 10P 25P 50P 100P 250P 500P 1KP	-	/Z0, Z1, Z2, Z4 or Z* /V1 thru V10 or V* /L00F or L00M /M00F or M00M /C or R

Example of model construction: EPL-B01-7B-/Z1/V5/L3M/M2M

NORTH AMERICA

Measurement Specialties, Inc.,
a TE Connectivity Company
45738 Northport Loop West
Fremont, CA 94538
Tel: 1-800-767-1888
Fax: 1-510-498-1578
Sales: pfg.cs.amer@meas-spec.com

EUROPE

Measurement Specialties (Europe), Ltd.,
a TE Connectivity Company
26 Rue des Dames
78340 Les Clayes-sous-Bois, France
Tel: +33 (0) 130 79 33 00
Fax: +33 (0) 134 81 03 59
Sales: pfg.cs.emea@meas-spec.com

ASIA

Measurement Specialties (China), Ltd.,
a TE Connectivity Company
No. 26 Langshan Road
Shenzhen High-Tech Park (North)
Nanshan District, Shenzhen 518057
China
Tel: +86 755 3330 5088
Fax: +86 755 3330 5099
Sales: pfg.cs.asia@meas-spec.com

TE.com/sensorsolutions

Measurement Specialties, Inc., a TE Connectivity company.

Measurement Specialties, TE Connectivity, TE Connectivity (logo) and EVERY CONNECTION COUNTS are trademarks. All other logos, products and/or company names referred to herein might be trademarks of their respective owners.

The information given herein, including drawings, illustrations and schematics which are intended for illustration purposes only, is believed to be reliable. However, TE Connectivity makes no warranties as to its accuracy or completeness and disclaims any liability in connection with its use. TE Connectivity's obligations shall only be as set forth in TE Connectivity's Standard Terms and Conditions of Sale for this product and in no case will TE Connectivity be liable for any incidental, indirect or consequential damages arising out of the sale, resale, use or misuse of the product. Users of TE Connectivity products should make their own evaluation to determine the suitability of each such product for the specific application.

© 2015 TE Connectivity Ltd. family of companies All Rights Reserved.