

15201A 25201A 35201A

Uniaxial Biaxial Triaxial

SPECIFICATIONS

- Digital Accelerometers
- User Configurable ± 1 g to ± 5 g

Inertial Measurements Made Fast and Easy

These Measurement Specialties digital accelerometers are complete, easy-to-use, user-configurable sensors containing one to three accelerometers, a temperature sensor, signal processor, RS-485 interface and three analog outputs in a small, easy-to-install package.

All channels are sampled simultaneously to avoid data skewing. The digital signal processor takes 16-bit samples, filters, ranges, and calibration compensates at up to 42,500 samples/sec/channel. Digital data can be streamed out at up to 3 Mbit/sec.

The output range, filter frequency and calibration of each channel, as well as telemetry configuration, can be set by the user via the RS-485 command processor. CRC-8 and CRC-16 error checking is used to ensure command and data integrity.

The built-in temperature sensor can be used by critical applications to correct for any residual temperature effects.

FEATURES AND BENEFITS

User Configurable Settings

The analog/digital output range and low-pass filter of each digital accelerometer axis can be set via a built-in RS-485 interface. An RS-485 to RS-232 adapter is available. Free, downloadable Instrument Configuration Utility (ICU) software is available online.

RS-485 Serial and Analog Outputs

Calibrated, ranged and filtered data can be streamed out at up to 3 Mbit/sec via RS-485. Analog output of up to three calibrated, ranged and filtered channels are provided for compatibility with existing systems.

High Accuracy and Linearity over Wide Temperature Range

Accelerometer accuracy is improved by minimizing variations due to temperature and aging effects. Each axial sensor has been temperature compensated over the -40 to +85°C temperature range.

Built-in Calibration

Calibration data for each sensor is maintained in the accelerometer. All digital data output is fully calibrated and easily converted to user specified engineering units.

Self-Test

Self-test commands help verify channel integrity and wiring connections.

Small Size

Complete conditioned triaxial accelerometer with digital signal processing in approximately two cubic inches.

-Built-In Power Supply Regulation

Unregulated DC power from +8.5 to +36 volts is all that is required to measure accelerations on all axes. Digital accelerometers are ideal for automotive applications as they survive both continuous reverse battery and load dump transients. MIL-STD-704A compatible.

Easy Installation with Minimal Wiring Requirements

A built-in terminal block or cable with 9-pin connector simplifies wiring. Wiring can be minimized by daisy-chaining the two multidrop RS-485 pins on up to 30 digital accelerometers. Tapped holes on bottom and back simplify horizontal or vertical mounting.

Suitable for Harsh Environments

These accelerometers are robust and can be used in harsh environments. They survive 3500 g powered and unpowered.

Warranty

Measurement Specialties' digital accelerometers come with a three-year factory warranty.

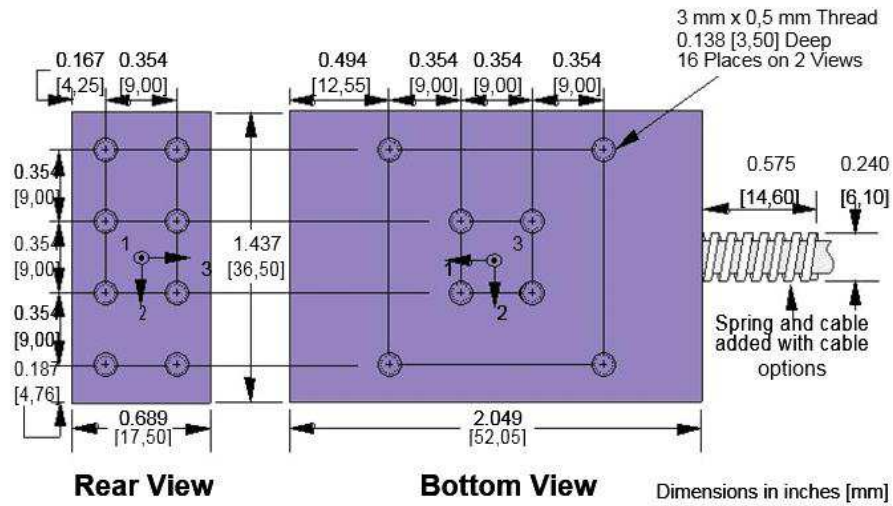
SPECIFICATIONS FOR 15201A, 25201A AND 35201A - *improved specifications available upon request*

Ta = Tmin to Tmax; Acceleration = 0 g unless otherwise noted; within one year of calibration.

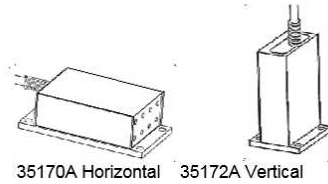
Parameter	Min	Typical	Max	Units	Conditions/Notes
Accelerometers Full Scale Range					On each axis. User configurable
Option R002			±2	g	
Option R005			±5	g	
Sensitivity Drift 25°C to Tmin or Tmax		±0.3		%	Percent of sensitivity at 25°C
Zero g Drift 25°C to Tmin or Tmax		±20		mg	
Alignment		±1.5		degrees	Deviation from ideal axes
Transverse Sensitivity		0.25		%	Inherent sensor error, excluding misalignment
Nonlinearity		0.2	1.25	% FSR	Best fit straight line
Frequency Response	0 [†]		2100 [†]	Hz	Lower filter cutoffs are user configurable
Noise Density					
Option R002		110		µg/√Hz	
Option R005		200		µg/√Hz	
Temperature Sensor					
Range	-55		125	°C	
Resolution		0.25		°C	
Accuracy		±2	±3.5	°C	Ta = -40 to 85°C
Digital Signal Processor					
Internal Word Size			32	bits	
Sensor Scan Rate		15,000	42,500	Hz	User configurable, channels processed in parallel
Analog Outputs					
Voltage Swing	0.50		4.50	V	
Impedance to Analog-	100	130	220	Ω	
Nonlinearity			0.15	% FSR	Excluding sensor nonlinearity
Digital Output Word Size			16	bits	Filtered, gained and calibration corrected
Power Supply (Vs)					
Input Voltage Limits	-80		+80	V	-80 V continuous, >38 V if ≤550 ms, duty <1%
Input Voltage - Operating	+8.5		+36	V	Continuous
Input Current		50		mA	
Rejection Ratio	80	120		dB	DC
Temperature Range (Ta)	-40		85	°C	Terminal block Opt. T000 rated to -30°C
Mass		78		grams	
Shock Survival	-1500		+1500	g	Any axis for 0.5 ms., powered or unpowered

[†]User configurable low-pass filter 3dB cutoff (number poles configurable)

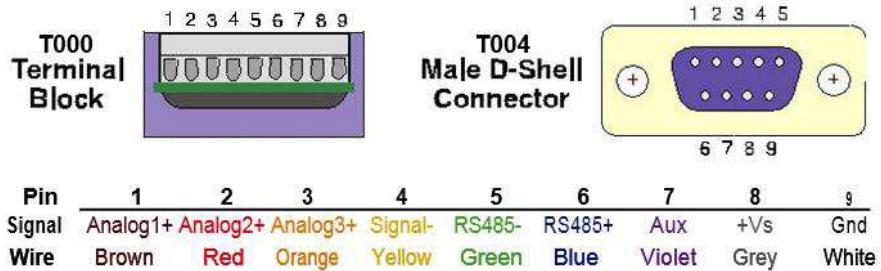
MECHANICAL



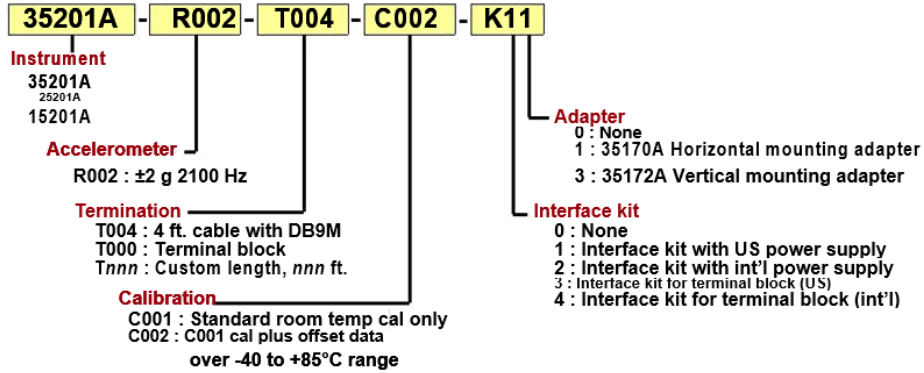
Mounting adapters (sold separately)



CONNECTIONS



ORDERING INFORMATION



NORTH AMERICA

Measurement Specialties, Inc.,
 a TE Connectivity Company
 2236 N. Cleveland-Massillon Road
 Akron, OH 44333
 USA
 Tel: +1-330-659-3312
 Sales: pvg.cs.amer@meas-spec.com

EUROPE

MEAS France SAS
 a TE Connectivity Company
 26 Rue des Dames
 F78340 Les Clayes-sous-Bois
 France
 Tel: +33 (0) 130 79 33 00
 Fax: +33(0) 134 81 03 59
 Sales: pfg.cs.emea@meas-spec.com

ASIA

Measurement Specialties (China), Ltd.,
 a TE Connectivity Company
 No. 26 Langshan Road
 Shenzhen High-Tech Park (North)
 Nanshan District, Shenzhen 518057
 China
 Tel: +86 755 3330 5088
 Fax: +86 755 3330 5099
 Sales: pfg.cs.asia@meas-spec.com

TE.com/sensorsolutions

Measurement Specialties, Inc., a TE Connectivity company.

Measurement Specialties, TE Connectivity, TE Connectivity (logo) and EVERY CONNECTION COUNTS are trademarks. All other logos, products and/or company names referred to herein might be trademarks of their respective owners.

The information given herein, including drawings, illustrations and schematics which are intended for illustration purposes only, is believed to be reliable. However, TE Connectivity makes no warranties as to its accuracy or completeness and disclaims any liability in connection with its use. TE Connectivity's obligations shall only be as set forth in TE Connectivity's Standard Terms and Conditions of Sale for this product and in no case will TE Connectivity be liable for any incidental, indirect or consequential damages arising out of the sale, resale, use or misuse of the product. Users of TE Connectivity products should make their own evaluation to determine the suitability of each such product for the specific application.

© 2015 TE Connectivity Ltd. family of companies All Rights Reserved.